




CERTIFICATE



No. P23226996/A1

Applicant	Everlight Electronics Co., Ltd. No.6-8, Zhonghua Rd., Shulin Dist., New Taipei City 23860 Taiwan
Manufacturer	Everlight Electronics Co., Ltd. No.6-8, Zhonghua Rd., Shulin Dist., New Taipei City 23860 Taiwan
Factory	Everlight Electronic (China) Co., Ltd. No. 2135 Zhong Shan North Rd. Wujiang Economy Development Zone (Yun Xi Area), Songling Town Wujiang City Jiangsu Province China
Project Number	PRJ0035645
Product	Optocoupler
Model/Type Ref.	EL817. /EL816. /EL819. /EL829. /EL826. /EL827. /EL717. /4N25. /4N26. /4N27. /4N28. /4N35. /4N36. /4N37. /4N38. /MCT2. /MCT2E. /MCT210. /CNY17-1. /CNY17-2. /CNY17-3. /CNY17-4. /MOC8111. /MOC8112. /MOC8113. /H11A1. /H11A2. /H11A3. /H11A4. /H11A5. /TIL111. /TIL117. /CNX35U.
Ratings	250Vrms
Trademark	EVERLIGHT
Principal Characteristics	Optocoupler. Minimum external creepage distance is measured to 7.7mm, minimum internal creepage distance is measured to 6.0mm and minimum distance through insulation is measured to 0.5mm. Tested for reinforced insulation. Thermal cycling test, 10 cycles. Each cycle: 68h in 110 degree C, 1h in 25 degree C, 2h in 0 degree C and 1h in 25 degree C. After the cycling test a humidity test for 48h in 93% relative humidity. Electric strength test between input and output 4800Vac/1 minute. The symbol "." in type designation may be blank, A~Z or numbers, and denote different pin shape. Maximum operating temperature: 110°C. Tested for 5000m.
Safety	EN 60335-1:2012;A11;A13;A1;A14;A2;A15 EN 61347-1:2015;A1 EN 62368-1:2014;A11 EN IEC 62368-1:2020;A11 IEC 60065:2014 IEC 60335-1:2010, IEC 60335-1:2010/AMD1:2013 IEC 60950-1:2005, IEC 60950-1:2005/AMD1:2009, IEC 60950-1:2005/AMD2:2013 IEC 61347-1:2015 IEC 62368-1:2014 IEC 62368-1:2018

A sample of the product was tested and found to be in conformity with



www.nemko.com

Page 1 of 26

Nemko Group AS
Philip Pedersens vei 11
1366 Lysaker, Norway
TEL +47 22 96 03 30
info@nemko.com
ENTERPRISE NUMBER
NO974404532

Signature

Okhyun Jeon
Certification Department

Date of issue

09 / 05 / 2023

Working for a more sustainable future- Please do not print



CERTIFICATE

No. P23226996/A1



Validity

This certificate documents conformity with the standards shown, and also applies as license for use of Nemko's name and certification mark. The certificate and license is valid as long as the applicable conditions are complied with, and provided that any changes to the product are notified to Nemko for acceptance prior to implementation.

New standards or amendments to the standards may imply that the product design must be updated and/or that re-testing and re-certification is necessary.

Additional Information

Additional model(s)

See next pages


Signature

Okhyun Jeon

Certification Department

Date of issue

09 / 05 / 2023



www.nemko.com

Page 2 of 26



CERTIFICATE



No. P23226996/A1


Product	Optocoupler
Variant No.	1
Model/Type Ref.	6N135. /6N136. /6N137. /6N138. /6N139. /EL2502. /EL250L. /EL2503. /EL4502. /EL4503. /EL2530. /EL253L. /EL2531. /EL4534. /EL2730. /EL2731. /EL2601. /EL260L. /EL2611. /EL261A. /EL261N. /EL2630. /EL263L. /EL263A. /EL263N. /EL2631. /EL4661. /EL4504.
Ratings	250Vrms
Trademark (if different from page 1)	
Principal Characteristics	High Speed Optocoupler. Minimum external creepage distance is measured to 8.0mm, minimum internal creepage distance is measured to 5.0mm and minimum distance through insulation is measured to 0.5mm. Tested for reinforced insulation. Thermal cycling test, 10 cycles. Each cycle: 68h in 100 degree C, 1h in 25 degree C, 2h in 0 degree C and 1h in 25 degree C. After the cycling test a humidity test for 48h in 93% relative humidity. Electric strength test between input and output 4800Vac/1 minute. The symbol "." in type designation may be blank, A~Z or numbers, and denote different pin shape. Maximum operating temperature: 100°C
Product	Optocoupler
Variant No.	2
Model/Type Ref.	TCET111. /TCET120. /VO610A. /VO615A. /CNY17G. /CNY75. /CQY80. /K233. /TCDT110. /TCDT111. /TCDT112. /EL2501. /EL2561. /EL8171. /CNY171-1. /CNY171-2. /CNY171-3. /CNY171-4. /CNY17F1-1. /CNY17F1-2. /CNY17F1-3. /CNY17F1-4. /EL610. /EL817L.
Ratings	250Vrms
Trademark (if different from page 1)	
Principal Characteristics	Optocoupler. Minimum external creepage distance is measured to 7.7mm, minimum internal creepage distance is measured to 6.0mm and minimum distance through insulation is measured to 0.5mm. Tested for reinforced insulation. Thermal cycling test, 10 cycles. Each cycle: 68h in 110 degree C, 1h in 25 degree C, 2h in 0 degree C and 1h in 25 degree C. After the cycling test a humidity test for 48h in 93% relative humidity. Electric strength test between input and output 4800Vac/1 minute. The symbol "." in type designation may be blank, A~Z or numbers, and denote different pin shape. Maximum operating temperature: 110°C. Tested for 5000m.

Okhyun Jeon

Signature Okhyun Jeon

Certification Department

Date of issue 09 / 05 / 2023



www.nemko.com

Page 3 of 26

Working for a more sustainable future- Please do not print



CERTIFICATE



No. P23226996/A1

Product Optocoupler

Variant No. 3

Model/Type Ref. H11L3. / H11D1. / H11D2. / H11D3. / H11D4. / H11G1. / H11G2. / H11G3. /EL371. / EL725. / 4N50. / 4N51. / 4N52. / 4N53. / 4N54. / 4N55. / 4N56. /4N57. / 4N58. / 4N59. /EL852. /EL851.

Ratings 250Vrms

Trademark (if different from page 1)

Principal Characteristics Optocoupler. Minimum external creepage distance is measured to 7.7mm, minimum internal creepage distance is measured to 5.5mm and minimum distance through insulation is measured to 0.5mm. Tested for reinforced insulation. Thermal cycling test, 10 cycles. Each cycle: 68h in 100 degree C, 1h in 25degree C, 2h in 0 degree C and 1h in 25 degree C. After the cycling test a humidity test for 48h in 93% relative humidity. Electric strength test between input and output 4800Vac/1 minute. The symbol "." in type designation may be blank, A~Z or numbers, and denote different pin shape. Maximum operating temperature: 100°C. The symbol "X" in type denotes X = Part no. (0,1,2,3,4).

Product Optocoupler

Variant No. 4

Model/Type Ref. EX357NH. / EX3H7H. / EX3H7U. / EX3H4U. / EX354NU. / EX357NU.

Ratings 250Vrms

Trademark (if different from page 1)

Principal Characteristics Optocoupler. Minimum external creepage distance is measured to 5.0mm, minimum internal creepage distance is measured to 4.0mm and minimum distance through insulation is measured to 0.4mm. Tested for reinforced insulation. Thermal cycling test, 10 cycles. Each cycle: 68h in 125 degree C, 1h in 25 degree C, 2h in 0 degree C and 1h in 25 degree C. After the cycling test a humidity test for 48h in 93% relative humidity. Electric strength test between input and output 4800Vac/1 minute. The symbol "." in type designation may be blank, A~Z or numbers, and denote different pin shape. The symbol "X" may be L or V, and denotes different application. Maximum operating temperature: 125°C

Signature Okhyun Jeon

Certification Department

Date of issue 09 / 05 / 2023

Working for a more sustainable future- Please do not print



www.nemko.com

Page 4 of 26



CERTIFICATE



No. P23226996/A1


Product	Optocoupler
Variant No.	5
Model/Type Ref.	EX101U.
Ratings	250Vrms
Trademark (if different from page 1)	
Principal Characteristics	Optocoupler. Minimum external creepage distance is measured to 8.1mm, minimum internal creepage distance is measured to 5.2mm and minimum distance through insulation is measured to 0.4mm. Tested for reinforced insulation. Thermal cycling test, 10 cycles. Each cycle: 68h in 125 degree C, 1h in 25degree C, 2h in 0 degree C and 1h in 25 degree C. After the cycling test a humidity test for 48h in 93% relative humidity. Electric strength test between input and output 4800Vac/1 minute. The symbol "." in type designation may be blank, A~Z or numbers, and denote different pin shape. Maximum operating temperature: 125°C. The symbol "X" may be L or V, and denotes different application.

Product	Optocoupler
Variant No.	6
Model/Type Ref.	EV6150A. /EL6150A. /EL603A5. /EL606A3.
Ratings	250Vrms
Trademark (if different from page 1)	
Principal Characteristics	Solid State Relay. Minimum external creepage distance is measured to 7.7mm, minimum internal creepage distance is measured to 6.0mm and minimum distance through insulation is measured to 0.5mm. Tested for reinforced insulation. Maximum operating temperature: 125°C. Thermal cycling test, 10 cycles. Each cycle: 68h in 125 degree C, 1h in 25 degree C, 2h in 0 degree C and 1h in 25 degree C. After the cycling test a humidity test for 48h in 93% relative humidity. Electric strength test between input and output 4800Vac/1 minute. The symbol "." in type designation may be blank, A~Z or numbers, and denote different pin shape.

Signature

Date of issue

Okhyun Jeon
 Certification Department
 09 / 05 / 2023






CERTIFICATE



No. P23226996/A1

Product	Optocoupler
Variant No.	7
Model/Type Ref.	EV101U.
Ratings	250Vrms
Trademark (if different from page 1)	
Principal Characteristics	Optocoupler. Minimum external creepage distance is measured to 8.1mm, minimum internal creepage distance is measured to 5.2mm and minimum distance through insulation is measured to 0.4mm. Tested for reinforced insulation. Thermal cycling test, 10 cycles. Each cycle: 68h in 125 degree C, 1h in 25degree C, 2h in 0 degree C and 1h in 25 degree C. After the cycling test a humidity test for 48h in 93% relative humidity. Electric strength test between input and output 4800Vac/1 minute. The symbol "." in type designation may be blank, A~Z or numbers, and denote different pin shape. Maximum operating temperature: 125°C

Product	Optocoupler
Variant No.	8
Model/Type Ref.	ELW3120. / ELW3140. / ELW3150. / ELW3180. / ELW3184.
Ratings	250Vrms
Trademark (if different from page 1)	
Principal Characteristics	IGBT Gate Drive Optocoupler. Minimum external creepage distance is measured to 11.85mm, minimum internal creepage distance is measured to 7.72mm and minimum distance through insulation is measured to 0.9mm. Tested for reinforced insulation. Maximum operating temperature: 110°C. Thermal cycling test, 10 cycles. Each cycle: 68h in 110 degree C, 1h in 25 degree C, 2h in 0 degree C and 1h in 25 degree C. After the cycling test a humidity test for 48h in 93% relative humidity. Electric strength test between input and output 4800Vac/1 minute. The symbol "." in type designation may be blank, A~Z or numbers, and denote different pin shape.



www.nemko.com

Page 6 of 26

Signature Okhyun Jeon

Certification Department

Date of issue 09 / 05 / 2023

Working for a more sustainable future- Please do not print



CERTIFICATE




No. P23226996/A1

Product	Optocoupler
Variant No.	9
Model/Type Ref.	ELW137. / ELW139. / ELW2601. / ELW2611. / ELW136. / ELW135. /ELW4502. / ELW4503. / ELW138. / ELW260L. / ELW250L. / ELW4504. /ELW2200. / ELW2201. / ELW2202. / ELW2219. / ELW2211. / ELW2212.
Ratings	250Vrms
Trademark (if different from page 1)	
Principal Characteristics	High Speed Optocoupler. Minimum external creepage distance is measured to 11.85mm, minimum internal creepage distance is measured to 7.72mm and minimum distance through insulation is measured to 0.9mm. Tested for reinforced insulation. Maximum operating temperature: 100°C. Thermal cycling test, 10 cycles. Each cycle: 68h in 100 degree C, 1h in 25 degree C, 2h in 0 degree C and 1h in 25 degree C. After the cycling test a humidity test for 48h in 93% relative humidity. Electric strength test between input and output 4800Vac/1 minute. The symbol "." in type designation may be blank, A~Z or numbers, and denote different pin shape.
Product	Optocoupler
Variant No.	10
Model/Type Ref.	ELT301X. / ELT302X. / ELT305X. / ELT303X. / ELT304X. / ELT306X. / ELT308X. / ELT307X.
Ratings	250Vrms
Trademark (if different from page 1)	
Principal Characteristics	Triac Optocoupler. Minimum external creepage distance is measured to 7.7mm, minimum internal creepage distance is measured to 6.0mm and minimum distance through insulation is measured to 0.5mm. Tested for reinforced insulation. Maximum operating temperature: 110°C. Thermal cycling test, 10 cycles. Each cycle: 68h in 110 degree C, 1h in 25 degree C, 2h in 0 degree C and 1h in 25 degree C. After the cycling test a humidity test for 48h in 93% relative humidity. Electric strength test between input and output 4800Vac/1 minute. The symbol "X" in type denotes X = Part no. (0,1,2,3,4). The symbol "." in type designation may be blank, A~Z or numbers, and denote different pin shape.

Signature

Date of issue

Okhyun Jeon
 Certification Department
 09 / 05 / 2023





CERTIFICATE



No. P23226996/A1


Product	Optocoupler
Variant No.	11
Model/Type Ref.	ELS680.
Ratings	250Vrms
Trademark (if different from page 1)	
Principal Characteristics	High Speed Optocoupler . Minimum external creepage distance is measured to 8.4mm, minimum internal creepage distance is measured to 5.56mm and minimum distance through insulation is measured to 0.4mm. Tested for reinforced insulation. Thermal cycling test, 10 cycles. Each cycle: 68h in 100 degree C, 1h in 25degree C, 2h in 0 degree C and 1h in 25 degree C. After the cycling test a humidity test for 48h in 93% relative humidity. Electric strength test between input and output 4800Vac/1 minute. The symbol "." in type designation may be blank, A~Z or numbers, and denote different pin shape. Maximum operating temperature: 100 °C.

Product	Optocoupler
Variant No.	12
Model/Type Ref.	ELS60U. / ELS61U. / ELS62U.
Ratings	250Vrms
Trademark (if different from page 1)	
Principal Characteristics	High Speed Optocoupler . Minimum external creepage distance is measured to 8.4mm, minimum internal creepage distance is measured to 5.56mm and minimum distance through insulation is measured to 0.4mm. Tested for reinforced insulation. Thermal cycling test, 10 cycles. Each cycle: 68h in 100 degree C, 1h in 25degree C, 2h in 0 degree C and 1h in 25 degree C. After the cycling test a humidity test for 48h in 93% relative humidity. Electric strength test between input and output 4800Vac/1 minute. The symbol "." in type designation may be blank, A~Z or numbers, and denote different pin shape. Maximum operating temperature: 100 °C.

Signature

Date of issue

Okhyun Jeon
 Certification Department
 09 / 05 / 2023





CERTIFICATE



No. P23226996/A1

Product Optocoupler

Variant No. 13

Model/Type Ref. ELS500./ ELS501./ ELS511./ ELS050L./ ELS051L./ ELS052L./ ELS600./ ELS601./ ELS611./ ELS060L./ ELS061L./ ELS062L.

Ratings 250Vrms

Trademark (if different from page 1)

Principal Characteristics High Speed Optocoupler . Minimum external creepage distance is measured to 8.4mm, minimum internal creepage distance is measured to 5.56mm and minimum distance through insulation is measured to 0.4mm. Tested for reinforced insulation. Thermal cycling test, 10 cycles. Each cycle: 68h in 100 degree C, 1h in 25degree C, 2h in 0 degree C and 1h in 25 degree C. After the cycling test a humidity test for 48h in 93% relative humidity. Electric strength test between input and output 4800Vac/1 minute. The symbol “.” in type designation may be blank, A~Z or numbers, and denote different pin shape. Maximum operating temperature: 100 °C.

Product Optocoupler

Variant No. 14


Model/Type Ref. ELS3120. / ELS3140. / ELS3150. / ELS3180. / ELS3184.

Ratings 250Vrms

Trademark (if different from page 1)

Principal Characteristics High Speed Optocoupler . Minimum external creepage distance is measured to 8.4mm, minimum internal creepage distance is measured to 5.56mm and minimum distance through insulation is measured to 0.4mm. Tested for reinforced insulation. Thermal cycling test, 10 cycles. Each cycle: 68h in 110 degree C, 1h in 25degree C, 2h in 0 degree C and 1h in 25 degree C. After the cycling test a humidity test for 48h in 93% relative humidity. Electric strength test between input and output 4800Vac/1 minute. The symbol “.” in type designation may be blank, A~Z or numbers, and denote different pin shape. Maximum operating temperature: 110 °C

OK Hyun Jeon



www.nemko.com

Page 9 of 26

Signature Okhyun Jeon
 Certification Department

Date of issue 09 / 05 / 2023



CERTIFICATE



No. P23226996/A1

Product	Optocoupler
Variant No.	15
Model/Type Ref.	ELS270. / ELS271. / ELS272.
Ratings	250Vrms
Trademark (if different from page 1)	
Principal Characteristics	High Speed Optocoupler . Minimum external creepage distance is measured to 8.4mm, minimum internal creepage distance is measured to 5.56mm and minimum distance through insulation is measured to 0.4mm. Tested for reinforced insulation. Thermal cycling test, 10 cycles. Each cycle: 68h in 100 degree C, 1h in 25degree C, 2h in 0 degree C and 1h in 25 degree C. After the cycling test a humidity test for 48h in 93% relative humidity. Electric strength test between input and output 4800Vac/1 minute. The symbol "." in type designation may be blank, A~Z or numbers, and denote different pin shape. Maximum operating temperature: 100 °C.

Product	Optocoupler
Variant No.	16
Model/Type Ref.	ELR3602. / ELR3603. / ELR2602. / ELR2603. / ELR1602. / ELR1603. /ELR3502. / ELR3503. / ELR2502. / ELR2503. / ELR1502. / ELR1503. /ELR0223. / ELR1223. / ELR2223./ ELR3223.
Ratings	250Vrms
Trademark (if different from page 1)	
Principal Characteristics	Power Triac Optocoupler. Minimum external creepage distance is measured to 8.2mm, minimum internal creepage distance is measured to 5.1mm and minimum distance through insulation is measured to 0.5mm. Tested for reinforced insulation. Thermal cycling test, 10 cycles. Each cycle: 68h in 100 degree C, 1h in 25degree C, 2h in 0 degree C and 1h in 25 degree C. After the cycling test a humidity test for 48h in 93% relative humidity. Electric strength tests, between input and output 4800Vac/1 minute. The symbol "." in type designation may be blank, A~Z or numbers, and denote different pin shape. Maximum operating temperature: 100°C

Signature Okhyun Jeon

Date of issue 09 / 05 / 2023

Certification Department

Working for a more sustainable future- Please do not print



www.nemko.com

Page 10 of 26



CERTIFICATE



No. P23226996/A1

Product Optocoupler

Variant No. 17

Model/Type Ref. ELR0323. / ELR1323. / ELR2323. / ELR3323. / ELR0313. / ELR1313. / ELR2313. / ELR3313. / ELR0213. / ELR1213. / ELR2213. / ELR3213. / ELR3203.

Ratings 250Vrms

Trademark
(if different from page 1)

Principal Characteristics

Power Triac Optocoupler. Minimum external creepage distance is measured to 8.2mm, minimum internal creepage distance is measured to 5.1mm and minimum distance through insulation is measured to 0.5mm. Tested for reinforced insulation. Thermal cycling test, 10 cycles. Each cycle: 68h in 85 degree C, 1h in 25degree C, 2h in 0 degree C and 1h in 25 degree C. After the cycling test a humidity test for 48h in 93% relative humidity. Electric strength tests, between input and output 4800Vac/1 minute. The symbol "." in type designation may be blank, A~Z or numbers, and denote different pin shape. Maximum operating temperature: 85°C

Product Optocoupler

Variant No. 18


Model/Type Ref. ELM684.

Ratings 250Vrms

Trademark
(if different from page 1)

Principal Characteristics

High Speed Optocoupler. Minimum external creepage distance is measured to 5.0mm, minimum internal creepage distance is measured to 4.0mm and minimum distance through insulation is measured to 0.4mm. Tested for reinforced insulation. Maximum operating temperature: 100°C. Thermal cycling test, 10 cycles. Each cycle: 68h in 100 degree C, 1h in 25 degree C, 2h in 0 degree C and 1h in 25 degree C. After the cycling test a humidity test for 48h in 93% relative humidity. Electric strength test between input and output 4800Vac/1 minute. The symbol "." in type designation may be blank, A~Z or numbers, and denote different pin shape.



www.nemko.com

Page 11 of 26

Signature Okhyun Jeon

Certification Department

09 / 05 / 2023

Date of issue

Working for a more sustainable future- Please do not print



CERTIFICATE



No. P23226996/A1


Product	Optocoupler
Variant No.	19
Model/Type Ref.	ELM61U.
Ratings	250Vrms
Trademark (if different from page 1)	
Principal Characteristics	High Speed Optocoupler. Minimum external creepage distance is measured to 5.0mm, minimum internal creepage distance is measured to 4.0mm and minimum distance through insulation is measured to 0.4mm. Tested for reinforced insulation. Maximum operating temperature: 100°C. Thermal cycling test, 10 cycles. Each cycle: 68h in 100 degree C, 1h in 25 degree C, 2h in 0 degree C and 1h in 25 degree C. After the cycling test a humidity test for 48h in 93% relative humidity. Electric strength test between input and output 4800Vac/1 minute. The symbol "." in type designation may be blank, A~Z or numbers, and denote different pin shape.

Product	Optocoupler
Variant No.	20
Model/Type Ref.	ELM60U.
Ratings	250Vrms
Trademark (if different from page 1)	
Principal Characteristics	High Speed Optocoupler. Minimum external creepage distance is measured to 5.0mm, minimum internal creepage distance is measured to 4.0mm and minimum distance through insulation is measured to 0.4mm. Tested for reinforced insulation. Maximum operating temperature: 100°C. Thermal cycling test, 10 cycles. Each cycle: 68h in 100 degree C, 1h in 25 degree C, 2h in 0 degree C and 1h in 25 degree C. After the cycling test a humidity test for 48h in 93% relative humidity. Electric strength test between input and output 4800Vac/1 minute. The symbol "." in type designation may be blank, A~Z or numbers, and denote different pin shape.

Signature

Date of issue

Okhyun Jeon
 Certification Department
 09 / 05 / 2023





CERTIFICATE



No. P23226996/A1

Product Optocoupler

Variant No. 21

Model/Type Ref. ELM460A./ ELM840A./ ELM860A. / ELM425A.

Ratings 250Vrms

Trademark (if different from page 1)

Principal Characteristics Solid State Relay. Minimum external creepage distance is measured to 5.7mm, minimum internal creepage distance is measured to 4.31mm and minimum distance through insulation is measured to 0.3mm. Tested for basic and supplementary insulation.
Thermal cycling test, 10 cycles. Each cycle: 68h in 125 degree C, 1h in 25 degree C, 2h in 0 degree C and 1h in 25 degree C. After the cycling test a humidity test for 48h in 93% relative humidity. Electric strength test between input and output 4800Vac/1 minute. The symbol "." in type designation may be blank, A~Z or numbers, and denote different pin shape. Maximum operating temperature: 125 °C.

Product Optocoupler


Variant No. 22

Model/Type Ref. ELM456. / ELM61L. / ELM680. / ELM511.

Ratings 250Vrms

Trademark (if different from page 1)

Principal Characteristics High Speed Optocoupler. Minimum external creepage distance is measured to 5.0mm, minimum internal creepage distance is measured to 4.0mm and minimum distance through insulation is measured to 0.4mm. Tested for reinforced insulation. Maximum operating temperature: 100°C. Thermal cycling test, 10 cycles. Each cycle: 68h in 100 degree C, 1h in 25 degree C, 2h in 0 degree C and 1h in 25 degree C. After the cycling test a humidity test for 48h in 93% relative humidity. Electric strength test between input and output 4800Vac/1 minute. The symbol "." in type designation may be blank, A~Z or numbers, and denote different pin shape.



www.nemko.com

Page 13 of 26

Signature Okhyun Jeon

Certification Department

09 / 05 / 2023

Date of issue

Working for a more sustainable future- Please do not print



CERTIFICATE



No. P23226996/A1

Product Optocoupler

Variant No. 23

Model/Type Ref. ELM453H. / ELM611H.

Ratings 250Vrms

Trademark (if different from page 1)

Principal Characteristics High Speed Optocoupler. Minimum external creepage distance is measured to 5.0mm, minimum internal creepage distance is measured to 4.0mm and minimum distance through insulation is measured to 0.4mm. Tested for reinforced insulation. Maximum operating temperature: 125°C. Thermal cycling test, 10 cycles. Each cycle: 68h in 125 degree C, 1h in 25 degree C, 2h in 0 degree C and 1h in 25 degree C. After the cycling test a humidity test for 48h in 93% relative humidity. Electric strength test between input and output 4800Vac/1 minute. The symbol "." in type designation may be blank, A~Z or numbers, and denote different pin shape.

Product Optocoupler


Variant No. 24

Model/Type Ref. ELM452. / ELM453. / ELM600. / ELM601. / ELM611. / ELM452L. / ELM453L. / ELM600L. / ELM601L. / ELM611L. / ELM454. / ELM80L. / ELM81L.

Ratings 250Vrms

Trademark (if different from page 1)

Principal Characteristics High Speed Optocoupler. Minimum external creepage distance is measured to 5.0mm, minimum internal creepage distance is measured to 4.0mm and minimum distance through insulation is measured to 0.4mm. Tested for reinforced insulation. Maximum operating temperature: 100°C. Thermal cycling test, 10 cycles. Each cycle: 68h in 100 degree C, 1h in 25 degree C, 2h in 0 degree C and 1h in 25 degree C. After the cycling test a humidity test for 48h in 93% relative humidity. Electric strength test between input and output 4800Vac/1 minute. The symbol "." in type designation may be blank, A~Z or numbers, and denote different pin shape.



www.nemko.com

Page 14 of 26

Signature Okhyun Jeon

Certification Department

Date of issue 09 / 05 / 2023

Working for a more sustainable future- Please do not print



CERTIFICATE




No. P23226996/A1

Product	Optocoupler
Variant No.	25
Model/Type Ref.	ELM440A./ELM640A./ ELM660A. / ELM406A
Ratings	250Vrms
Trademark (if different from page 1)	
Principal Characteristics	Solid State Relay. Minimum external creepage distance is measured to 5.7mm, minimum internal creepage distance is measured to 4.31mm and minimum distance through insulation is measured to 0.4mm. Tested for reinforced insulation. Thermal cycling test, 10 cycles. Each cycle: 68h in 125 degree C, 1h in 25 degree C, 2h in 0 degree C and 1h in 25 degree C. After the cycling test a humidity test for 48h in 93% relative humidity. Electric strength test between input and output 4800Vac/1 minute. The symbol "." in type designation may be blank, A~Z or numbers, and denote different pin shape. Maximum operating temperature: 125 °C.

Product	Optocoupler
Variant No.	26
Model/Type Ref.	ELM312. / ELM315.
Ratings	250Vrms
Trademark (if different from page 1)	
Principal Characteristics	Optocoupler. Minimum external creepage distance is measured to 5.0mm, minimum internal creepage distance is measured to 4.0mm and minimum distance through insulation is measured to 0.4mm. Tested for reinforced insulation. Maximum operating temperature: 110°C. Thermal cycling test, 10 cycles. Each cycle: 68h in 110 degree C, 1h in 25 degree C, 2h in 0 degree C and 1h in 25 degree C. After the cycling test a humidity test for 48h in 93% relative humidity. Electric strength test between input and output 4800Vac/1 minute. The symbol "." in type designation may be blank, A~Z or numbers, and denote different pin shape.

Okhyun Jeon



www.nemko.com

Page 15 of 26

Nemko Group AS
 Philip Pedersens vei 11
 1366 Lysaker, Norway
 TEL +47 22 96 03 30
 info@nemko.com
 ENTERPRISE NUMBER
 NO974404532

Signature

Okhyun Jeon
 Certification Department

Date of issue

09 / 05 / 2023

Working for a more sustainable future- Please do not print



CERTIFICATE




No. P23226996/A1

Product	Optocoupler
Variant No.	27
Model/Type Ref.	ELL300.
Ratings	250Vrms
Trademark (if different from page 1)	
Principal Characteristics	Linear Optocoupler. Minimum external creepage distance is measured to 8.0mm, minimum internal creepage distance is measured to 0.90mm and minimum distance through insulation is measured to 0.90mm. Tested for basic/supplementary insulation. Thermal cycling test, 10 cycles. Each cycle: 68h in 110 degree C, 1h in 25 degree C, 2h in 0 degree C and 1h in 25 degree C. After the cycling test a humidity test for 48h in 93% relative humidity. Electric strength test between input and output 4800Vac/1 minute. The symbol "." in type designation may be blank, A~Z or numbers, and denote different pin shape. Maximum operating temperature: 110 °C.

Product	Optocoupler
Variant No.	28
Model/Type Ref.	ELL200.
Ratings	250Vrms
Trademark (if different from page 1)	
Principal Characteristics	Linear Optocoupler. Minimum external creepage distance is measured to 11.85mm, and minimum distance through insulation is measured to 1.0mm. Tested for reinforced insulation. Thermal cycling test, 10 cycles. Each cycle: 68h in 110 degree C, 1h in 25 degree C, 2h in 0 degree C and 1h in 25 degree C. After the cycling test a humidity test for 48h in 93% relative humidity. Electric strength test between input and output 4800Vac/1 minute. The symbol "." in type designation may be blank, A~Z or numbers, and denote different pin shape. Maximum operating temperature: 110 °C.

Signature Okhyun Jeon
Certification Department

Date of issue 09 / 05 / 2023



www.nemko.com

Page 16 of 26



CERTIFICATE



No. P23226996/A1

Product Optocoupler

Variant No. 29

Model/Type Ref. ELD851. /ELD852. /4N29. /4N30. /4N31. /4N32. /4N33. /H11B1. /H11B2. /H11B3. /H11B255. /TIL113. /MOC119. /MOC8020. /MOC8021. /MOC8030. /MOC8050. /MOC8080. /EL301X. /EL302X. /EL305X. /EL307X. /EL303X. /EL304X. /EL306X. /EL308X. /EL3161. /EL3162. /EL3163. /H11L1. /H11L2.

Ratings 250Vrms

Trademark (if different from page 1)

Principal Characteristics Optocoupler. Minimum external creepage distance is measured to 7.7mm, minimum internal creepage distance is measured to 5.5mm and minimum distance through insulation is measured to 0.5mm. Tested for reinforced insulation. Thermal cycling test, 10 cycles. Each cycle: 68h in 100 degree C, 1h in 25degree C, 2h in 0 degree C and 1h in 25 degree C. After the cycling test a humidity test for 48h in 93% relative humidity. Electric strength test between input and output 4800Vac/1 minute. The symbol "." in type designation may be blank, A~Z or numbers, and denote different pin shape. Maximum operating temperature: 100°C. The symbol "X" in type denotes X = Part no. (0,1,2,3,4).

Product Optocoupler

Variant No. 30

Model/Type Ref. ELD3H5. / ELD3H6. / ELD3H7. / ELD3H4. / ELQ3H4. / ELQ3H5. / ELQ3H7. / ELM314.

Ratings 250Vrms

Trademark (if different from page 1)

Principal Characteristics Optocoupler. Minimum external creepage distance is measured to 5.0mm, minimum internal creepage distance is measured to 4.0mm and minimum distance through insulation is measured to 0.4mm. Tested for reinforced insulation. Maximum operating temperature: 110°C. Thermal cycling test, 10 cycles. Each cycle: 68h in 110 degree C, 1h in 25 degree C, 2h in 0 degree C and 1h in 25 degree C. After the cycling test a humidity test for 48h in 93% relative humidity. Electric strength test between input and output 4800Vac/1 minute. The symbol "." in type designation may be blank, A~Z or numbers, and denote different pin shape.

Signature

Date of issue

Okhyun Jeon

Okhyun Jeon
 Certification Department
 09 / 05 / 2023



No. P23226996/A1

C

Product	Optocoupler
Variant No.	31
Model/Type Ref.	EL847. / EL844. / EL845.
Ratings	250Vrms
Trademark (if different from page 1)	
Principal Characteristics	Optocoupler. Minimum external creepage distance is measured to 8.0mm, minimum internal creepage distance is measured to 5.1mm and minimum distance through insulation is measured to 0.5mm. Tested for reinforced insulation. Thermal cycling test, 10 cycles. Each cycle: 68h in 110 degree C, 1h in 25 degree C, 2h in 0 degree C and 1h in 25 degree C. After the cycling test a humidity test for 48h in 93% relative humidity. Electric strength tests, between input and output 4800Vac/1 minute. The symbol "." in type designation may be A to Z, numbers or blank, denote different pin shape. Maximum operating temperature: 110°C

Product	Optocoupler
Variant No.	32
Model/Type Ref.	EL817H.
Ratings	250Vrms
Trademark (if different from page 1)	
Principal Characteristics	Optocoupler. Minimum external creepage distance is measured to 7.7mm, minimum internal creepage distance is measured to 6.0mm and minimum distance through insulation is measured to 0.5mm. Tested for reinforced insulation. Thermal cycling test, 10 cycles. Each cycle: 68h in 125 degree C, 1h in 25 degree C, 2h in 0 degree C and 1h in 25 degree C. After the cycling test a humidity test for 48h in 93% relative humidity. Electric strength test between input and output 4800Vac/1 minute. The symbol "." in type designation may be blank, A~Z or numbers, and denote different pin shape. Maximum operating temperature: 125°C



Okhyun Jeon
 Certification Department
 09 / 05 / 2023





CERTIFICATE



No. P23226996/A1

Product Optocoupler
Variant No. 33
Model/Type Ref. EL815. / EL814. / EL824. / EL825.
Ratings 250Vrms
Trademark (if different from page 1)
Principal Characteristics Optocoupler. Minimum external creepage distance is measured to 7.9mm, minimum internal creepage distance is measured to 6.0mm and minimum distance through insulation is measured to 0.5mm. Tested for reinforced insulation. Thermal cycling test, 10 cycles. Each cycle: 68h in 110 degree C, 1h in 25degree C, 2h in 0 degree C and 1h in 25 degree C. After the cycling test a humidity test for 48h in 93% relative humidity. Electric strength test between input and output 4800Vac/1 minute. The symbol "." in type designation may be blank, A~Z or numbers, and denote different pin shape. Maximum operating temperature: 110°C


Product Optocoupler
Variant No. 34
Model/Type Ref. EL806A. /EL810A. /EL820A. /EL825A. /EL835A. /EL840A. /EL860A. /EL860A-V / EL406A. /EL410A. /EL420A. /EL425A. /EL435A. /EL440A. /EL460A. /EL606A. /EL610A. /EL620A. /EL625A. /EL635A. /EL640A. /EL660A.
Ratings 250Vrms
Trademark (if different from page 1)
Principal Characteristics Solid State Relay. Minimum external creepage distance is measured to 7.7mm, minimum internal creepage distance is measured to 6.0mm and minimum distance through insulation is measured to 0.5mm. Tested for reinforced insulation. Maximum operating temperature: 125°C. Thermal cycling test, 10 cycles. Each cycle: 68h in 125 degree C, 1h in 25 degree C, 2h in 0 degree C and 1h in 25 degree C. After the cycling test a humidity test for 48h in 93% relative humidity. Electric strength test between input and output 4800Vac/1 minute. The symbol "." in type designation may be blank, A~Z or numbers, and denote different pin shape.

Signature

Okhyun Jeon
Certification Department

Date of issue

09 / 05 / 2023



www.nemko.com

Page 19 of 26



CERTIFICATE



No. P23226996/A1

Product Optocoupler
Variant No. 35
Model/Type Ref. EL617. / CNY75G. / CQY80.G / K233.G / TCDDT110.G / TCDDT111.G / TCDDT112.G / HS817.G / TCET110.G / TCET111.G / TCET120.G
Ratings 250Vrms
Trademark (if different from page 1)
Principal Characteristics Optocoupler. Minimum external creepage distance is measured to 8.0mm, minimum internal creepage distance is measured to 6.0mm and minimum distance through insulation is measured to 0.5mm. Tested for reinforced insulation. Thermal cycling test, 10 cycles. Each cycle: 68h in 110 degree C, 1h in 25 degree C, 2h in 0 degree C and 1h in 25 degree C. After the cycling test a humidity test for 48h in 93% relative humidity. Electric strength test between input and output 4800Vac/1 minute. The symbol "." in type designation may be blank, A~Z or numbers, and denote different pin shape. Maximum operating temperature: 110°C

Product Optocoupler
Variant No. 36
Model/Type Ref. EL451. / EL452. / EL3H7L. / EL351. / EL352. / EL3571N. / EL357NL.
Ratings 250Vrms
Trademark (if different from page 1)
Principal Characteristics Optocoupler. Minimum external creepage distance is measured to 5.0mm, minimum internal creepage distance is measured to 4.0mm and minimum distance through insulation is measured to 0.4mm. Tested for reinforced insulation. Thermal cycling test, 10 cycles. Each cycle: 68h in 110 degree C, 1h in 25 degree C, 2h in 0 degree C and 1h in 25 degree C. After the cycling test a humidity test for 48h in 93% relative humidity. Electric strength test between input and output 4800Vac/1 minute. The symbol "." in type designation may be blank, A~Z or numbers, and denote different pin shape. Maximum operating temperature: 110°C. The symbol "X" in type denotes X = Part no. (0,1,2,3,4).


OK Hyun Jeon

Signature

Okhyun Jeon
Certification Department

Date of issue

09 / 05 / 2023



www.nemko.com

Page 20 of 26



CERTIFICATE



No. P23226996/A1

Product	Optocoupler
Variant No.	37
Model/Type Ref.	EL3H5.
Ratings	250Vrms
Trademark (if different from page 1)	
Principal Characteristics	Optocoupler. Minimum external creepage distance is measured to 5.0mm, minimum internal creepage distance is measured to 4.0mm and minimum distance through insulation is measured to 0.4mm. Tested for reinforced insulation. Thermal cycling test, 10 cycles. Each cycle: 68h in 110 degree C, 1h in 25 degree C, 2h in 0 degree C and 1h in 25 degree C. After the cycling test a humidity test for 48h in 93% relative humidity. Electric strength test between input and output 4800Vac/1 minute. The symbol "." in type designation may be blank, A~Z or numbers, and denote different pin shape. Maximum operating temperature: 110°C. The symbol "X" in type denotes X = Part no. (0,1,2,3,4).


Product	Optocoupler
Variant No.	38
Model/Type Ref.	EL3120. / EL3140. / EL3150. / EL3180. / EL3184.
Ratings	250Vrms
Trademark (if different from page 1)	
Principal Characteristics	IGBT Gate Drive Optocoupler. Minimum external creepage distance is measured to 7.7mm, minimum internal creepage distance is measured to 6.0mm and minimum distance through insulation is measured to 0.5mm. Tested for reinforced insulation. Maximum operating temperature: 110°C. Thermal cycling test, 10 cycles. Each cycle: 68h in 110 degree C, 1h in 25 degree C, 2h in 0 degree C and 1h in 25 degree C. After the cycling test a humidity test for 48h in 93% relative humidity. Electric strength test between input and output 4800Vac/1 minute. The symbol "." in type designation may be blank, A~Z or numbers, and denote different pin shape.

Signature Okhyun Jeon

Certification Department

Date of issue 09 / 05 / 2023

Working for a more sustainable future- Please do not print



www.nemko.com

Page 21 of 26



CERTIFICATE



No. P23226996/A1

Product	Optocoupler
Variant No.	39
Model/Type Ref.	EL2801. /EL354. /EL355. /EL356. /EL357. /EL359. /EL121. /EL124. /EL2701. /EL2705. /EL357N. /EL356N. /EL121N. /EL124N. /EL2701N. /EL354N. /EL2705N. /EL3H7. /EL281. /EL3H4. /EL280. /EL3H71. /ELM301X. /ELM302X. /ELM305X. /ELM307X. /ELM303X. /ELM304X. /ELM306X. /ELM308X.
Ratings	250Vrms
Trademark (if different from page 1)	
Principal Characteristics	Optocoupler. Minimum external creepage distance is measured to 5.0mm, minimum internal creepage distance is measured to 4.0mm and minimum distance through insulation is measured to 0.4mm. Tested for reinforced insulation. Thermal cycling test, 10 cycles. Each cycle: 68h in 110 degree C, 1h in 25 degree C, 2h in 0 degree C and 1h in 25 degree C. After the cycling test a humidity test for 48h in 93% relative humidity. Electric strength test between input and output 4800Vac/1 minute. The symbol "." in type designation may be blank, A~Z or numbers, and denote different pin shape. Maximum operating temperature: 110°C. The symbol "X" in type denotes X = Part no. (0,1,2,3,4).
Product	Optocoupler
Variant No.	40
Model/Type Ref.	EL2514.
Ratings	250Vrms
Trademark (if different from page 1)	
Principal Characteristics	Optocoupler. Minimum external creepage distance is measured to 7.7mm, minimum internal creepage distance is measured to 6.0mm and minimum distance through insulation is measured to 0.5mm. Tested for reinforced insulation. Thermal cycling test, 10 cycles. Each cycle: 68h in 110 degree C, 1h in 25 degree C, 2h in 0 degree C and 1h in 25 degree C. After the cycling test a humidity test for 48h in 93% relative humidity. Electric strength test between input and output 4800Vac/1 minute. The symbol "." in type designation may be blank, A~Z or numbers, and denote different pin shape. Maximum operating temperature: 110°C. Tested for 5000m.


Okhyun Jeon

Signature Okhyun Jeon

Certification Department

Date of issue 09 / 05 / 2023

Working for a more sustainable future- Please do not print



www.nemko.com

Page 22 of 26



CERTIFICATE



No. P23226996/A1

Product Optocoupler

Variant No. 41

Model/Type Ref. EL2200. / EL2212. / EL2231. / EL2201. / EL2202. / EL2219. / EL2211. / EL2232.

Ratings 250Vrms

Trademark (if different from page 1)

Principal Characteristics High Speed Optocoupler. Minimum external creepage distance is measured to 8.2mm, minimum internal creepage distance is measured to 5.1mm and minimum distance through insulation is measured to 0.5mm. Tested for reinforced insulation. Thermal cycling test, 10 cycles. Each cycle: 68h in 100 degree C, 1h in 25degree C, 2h in 0 degree C and 1h in 25 degree C. After the cycling test a humidity test for 48h in 93% relative humidity. Electric strength tests, between input and output 4800Vac/1 minute. The symbol "." in type designation may be blank, A~Z or numbers, and denote different pin shape. Maximum operating temperature: 100°C

Product Optocoupler

Variant No. 42


Model/Type Ref. EL205. / EL206. / EL207. / EL208. / EL211. / EL212. / EL213. / EL215. /EL216. / EL217. / ELD207. / ELD208. / ELD213. / ELD217. / ELD205. /ELD206. / ELD211.

Ratings 250Vrms

Trademark (if different from page 1)

Principal Characteristics Optocoupler. Minimum external creepage distance is measured to 4.4mm, minimum internal creepage distance is measured to 3.5mm and minimum distance through insulation is measured to 0.4mm. Tested for basic and supplementary insulation. Thermal cycling test, 10 cycles. Each cycle: 68h in 110 degree C, 1h in 25 degree C, 2h in 0 degree C and 1h in 25 degree C. After the cycling test a humidity test for 48h in 93% relative humidity. Electric strength test between input and output 2400Vac/1 minute. The symbol "." in type designation may be blank, A~Z or numbers, and denote different pin shape. Maximum operating temperature: 110°C

Okhyun Jeon



www.nemko.com

Page 23 of 26

Nemko Group AS
 Philip Pedersens vei 11
 1366 Lysaker, Norway
 TEL +47 22 96 03 30
 info@nemko.com
 ENTERPRISE NUMBER
 NO974404532

Signature

Okhyun Jeon
 Certification Department

Date of issue

09 / 05 / 2023

Working for a more sustainable future- Please do not print



CERTIFICATE



No. P23226996/A1

Product Optocoupler

Variant No. 43

Model/Type Ref. EL10XX. / EL357L. / EL355L. / EL354L. / EL111X. / EL161X. / EL151X. / EL101L.

Ratings 250Vrms

Trademark (if different from page 1)

Principal Characteristics Optocoupler. Minimum external creepage distance is measured to 8.1mm, minimum internal creepage distance is measured to 5.2mm and minimum distance through insulation is measured to 0.4mm. Tested for reinforced insulation. Thermal cycling test, 10 cycles. Each cycle: 68h in 110 degree C, 1h in 25degree C, 2h in 0 degree C and 1h in 25 degree C. After the cycling test a humidity test for 48h in 93% relative humidity. Electric strength test between input and output 4800Vac/1 minute. The symbol "." in type designation may be blank, A~Z or numbers, and denote different pin shape. Maximum operating temperature: 110°C. The symbol "X" in type denotes X = Part no. (0,1,2,3,4,5,6,7,8,9). Tested for 5000m.

Product Optocoupler


Variant No. 44

Model/Type Ref. EL101XH.

Ratings 250Vrms

Trademark (if different from page 1)

Principal Characteristics Optocoupler. Minimum external creepage distance is measured to 8.1mm, minimum internal creepage distance is measured to 5.2mm and minimum distance through insulation is measured to 0.4mm. Tested for reinforced insulation. Thermal cycling test, 10 cycles. Each cycle: 68h in 125 degree C, 1h in 25degree C, 2h in 0 degree C and 1h in 25 degree C. After the cycling test a humidity test for 48h in 93% relative humidity. Electric strength test between input and output 4800Vac/1 minute. The symbol "." in type designation may be blank, A~Z or numbers, and denote different pin shape. Maximum operating temperature: 125°C. The symbol "X" in type denotes X = Part no. (0,1,2,3,4,5,6,7,8,9)



www.nemko.com

Page 24 of 26

Signature Okhyun Jeon

Certification Department

09 / 05 / 2023

Date of issue

Working for a more sustainable future- Please do not print



CERTIFICATE



No. P23226996/A1

Product Optocoupler

Variant No. 45

Model/Type Ref. EL080L. / EL081L. / EL083L. / EL086L.

Ratings 250Vrms

Trademark (if different from page 1)

Principal Characteristics High Speed Optocoupler . Minimum external creepage distance is measured to 4.4mm, minimum internal creepage distance is measured to 3.5mm and minimum distance through insulation is measured to 0.4mm. Tested for basic and supplementary insulation. Thermal cycling test, 10 cycles. Each cycle: 68h in 100 degree C, 1h in 25degree C, 2h in 0 degree C and 1h in 25 degree C. After the cycling test a humidity test for 48h in 93% relative humidity. Electric strength test between input and output 2400Vac/1 minute. The symbol "." in type designation may be blank, A~Z or numbers, and denote different pin shape. Maximum operating temperature: 100°C. The symbol "X" in type denotes X = Part no. (0,1,L,A,N).

Product Optocoupler

Variant No. 46

Model/Type Ref. EL0500. /EL0501. /EL0452. /EL0453. /EL0454. /EL0600. /EL0601. /EL0611. /EL0700. /EL050L. /EL060L. /EL0701. /EL061A. /EL061N. /EL0551. /EL0530. /EL0531. /EL0533. /EL063X. /EL0661. /EL0730. /EL0731. /EL053L.

Ratings 250Vrms

Trademark (if different from page 1)

Principal Characteristics High Speed Optocoupler . Minimum external creepage distance is measured to 4.4mm, minimum internal creepage distance is measured to 3.5mm and minimum distance through insulation is measured to 0.4mm. Tested for basic and supplementary insulation. Thermal cycling test, 10 cycles. Each cycle: 68h in 100 degree C, 1h in 25degree C, 2h in 0 degree C and 1h in 25 degree C. After the cycling test a humidity test for 48h in 93% relative humidity. Electric strength test between input and output 2400Vac/1 minute. The symbol "." in type designation may be blank, A~Z or numbers, and denote different pin shape. Maximum operating temperature: 100°C. The symbol "X" in type denotes X = Part no. (0,1,L,A,N).


OK Hyun Jeon

Signature Okhyun Jeon

Certification Department

Date of issue 09 / 05 / 2023

Working for a more sustainable future- Please do not print



www.nemko.com

Page 25 of 26



CERTIFICATE



No. P23226996/A1

Product Optocoupler

Variant No. 47

Model/Type Ref. EL0200. / EL0201. / EL0202. / EL0210. / EL0211. / EL0212.

Ratings 250Vrms

Trademark (if different from page 1)

Principal Characteristics High Speed Optocoupler . Minimum external creepage distance is measured to 4.4mm, minimum internal creepage distance is measured to 3.5mm and minimum distance through insulation is measured to 0.4mm. Tested for basic and supplementary insulation. Thermal cycling test, 10 cycles. Each cycle: 68h in 100 degree C, 1h in 25degree C, 2h in 0 degree C and 1h in 25 degree C. After the cycling test a humidity test for 48h in 93% relative humidity. Electric strength test between input and output 2400Vac/1 minute. The symbol "." in type designation may be blank, A~Z or numbers, and denote different pin shape. Maximum operating temperature: 100°C. The symbol "X" in type denotes X = Part no. (0,1,L,A,N).

Product Optocoupler

Variant No. 48

Model/Type Ref. CNX36U. /CNX38U. /CNX39U. /SL5500. /SL5501. /SL5504. /SL5511. /MOC8100. /MOC8101. /MOC8102. /MOC8103. /MOC8104. /MOC8105. /MOC8106. /MOC8107. /MOC8108. /EL9001. /CNY17F-1. /CNY17F-2. /CNY17F-3. /CNY17F-4. /H11AA1. /H11AA2. /H11AA3. /H11AA4. /HS817. /K817P. /TCET110.

Ratings 250Vrms

Trademark (if different from page 1)

Principal Characteristics v

Signature

Date of issue

Okhyun Jeon
 Certification Department
 09 / 05 / 2023

